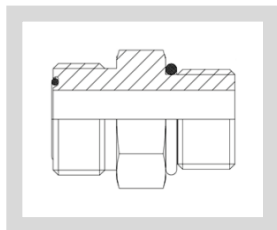


### 948FSO-..M..

#### M-ORFS x M-MET-G

RECHTE INSCHROEF KOPPELING  
ORIFICE DROIT  
STRAIGHT STUD CONNECTOR

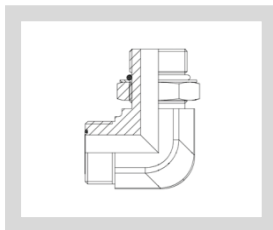


Buis Tube Ø	M-ORFS	M-MET-G	
6 mm	9/16"-18	M12x1,5	948FSO-04M12
10 mm	11/16"-16	M14x1,5	948FSO-06M14
10 mm	11/16"-16	M16x1,5	948FSO-06M16
12 mm	13/16"-16	M16x1,5	948FSO-08M16
12 mm	13/16"-16	M18x1,5	948FSO-08M18
16 mm	1"-14	M18x1,5	948FSO-10M18
16 mm	1"-14	M22x1,5	948FSO-10M22
20 mm	1.3/16"-12	M22x1,5	948FSO-12M22
20 mm	1.3/16"-12	M27x2	948FSO-12M27
25 mm	1.7/16"-12	M27x2	948FSO-16M27
25 mm	1.7/16"-12	M33x2	948FSO-16M33
30 mm	1.11/16"-12	M33x2	948FSO-20M33
30 mm	1.11/16"-12	M42x2	948FSO-20M42
38 mm	2"-12	M42x2	948FSO-24M42
38 mm	2"-12	M48x2	948FSO-24M48

### 949FSO-..M..

#### M-ORFS x M-MET-H

90° INSCHROEF KOPPELING  
ORIFICE 90°  
90° ELBOW STUD CONNECTOR

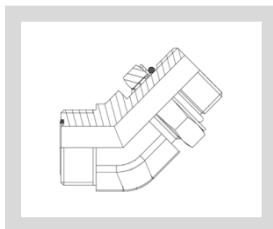


Buis Tube Ø	M-ORFS	M-MET-H	
6 mm	9/16"-18	M12x1,5	949FSO-04M12
10 mm	11/16"-16	M14x1,5	949FSO-06M14
10 mm	11/16"-16	M16x1,5	949FSO-06M16
12 mm	13/16"-16	M16x1,5	949FSO-08M16
12 mm	13/16"-16	M18x1,5	949FSO-08M18
16 mm	1"-14	M18x1,5	949FSO-10M18
16 mm	1"-14	M22x1,5	949FSO-10M22
20 mm	1.3/16"-12	M22x1,5	949FSO-12M22
20 mm	1.3/16"-12	M27x2	949FSO-12M27
25 mm	1.7/16"-12	M33x2	949FSO-16M33
30 mm	1.11/16"-12	M42x2	949FSO-20M42
38 mm	2"-12	M48x2	949FSO-24M48

### 954FSO-..M..

#### M-ORFS x M-MET-H

45° INSCHROEF KOPPELING  
ORIFICE 45°  
45° ELBOW STUD CONNECTOR

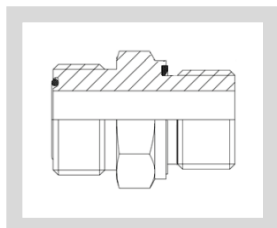


Buis Tube Ø	M-ORFS	M-MET-H	
6 mm	9/16"-18	M12x1,5	954FSO-04M12
10 mm	11/16"-16	M14x1,5	954FSO-06M14
12 mm	13/16"-16	M18x1,5	954FSO-08M18
16 mm	1"-14	M22x1,5	954FSO-10M22
20 mm	1.3/16"-12	M27x2	954FSO-12M27
25 mm	1.7/16"-12	M33x2	954FSO-16M33
30 mm	1.11/16"-12	M42x2	954FSO-20M42
38 mm	2"-12	M48x2	954FSO-24M48

### 948FSGG-..M..

#### M-ORFS x M-MET-E

RECHTE INSCHROEF KOPPELING  
ORIFICE DROIT  
STRAIGHT STUD CONNECTOR

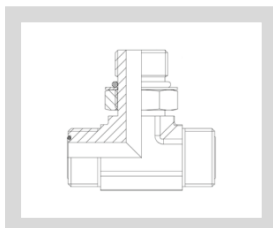


Buis Tube Ø	M-ORFS	M-MET-E	
6 mm	9/16"-18	M12x1,5	948FSGG-04M12
10 mm	11/16"-16	M14x1,5	948FSGG-06M14
12 mm	13/16"-16	M18x1,5	948FSGG-08M18
16 mm	1"-14	M22x1,5	948FSGG-10M22
20 mm	1.3/16"-12	M27x2	948FSGG-12M27
25 mm	1.7/16"-12	M33x2	948FSGG-16M33
30 mm	1.11/16"-12	M42x2	948FSGG-20M42
38 mm	2"-12	M48x2	948FSGG-24M48

### 945FSO-..M..

#### M-ORFS x M-ORFS x M-MET-H

T-KOPPELING  
ADAPTEUR TÉ  
TEE UNION

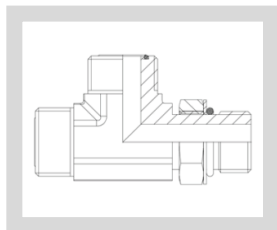




Buis Tube Ø	M-ORFS	M-MET-H	
6 mm	9/16"-18	M12x1,5	945FSO-04M12
10 mm	11/16"-16	M14x1,5	945FSO-06M14
12 mm	13/16"-16	M18x1,5	945FSO-08M18
16 mm	1"-14	M22x1,5	945FSO-10M22
20 mm	1.3/16"-12	M27x2	945FSO-12M27
25 mm	1.7/16"-12	M33x2	945FSO-16M33
30 mm	1.11/16"-12	M42x2	945FSO-20M42
38 mm	2"-12	M48x2	945FSO-24M48

## 951FSO-..M..

M-ORFS x M-MET-H x M-ORFS

T-KOPPELING  
 ADAPTEUR TÉ  
 TEE UNION

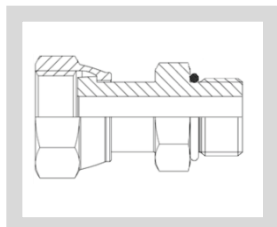




Buis Tube Ø	 M-ORFS	 M-MET-H		
6 mm	9/16"-18	M12x1,5		951FSO-04M12
10 mm	11/16"-16	M14x1,5		951FSO-06M14
12 mm	13/16"-16	M18x1,5		951FSO-08M18
16 mm	1"-14	M22x1,5		951FSO-10M22
20 mm	1.3/16"-12	M27x2		951FSO-12M27
25 mm	1.7/16"-12	M33x2		951FSO-16M33
30 mm	1.11/16"-12	M42x2		951FSO-20M42
38 mm	2"-12	M48x2		951FSO-24M48

## 9030-..M..

F-ORFS x M-MET-G

RECHTE INSCHROEF KOPPELING  
 ORIFICES DROIT  
 STRAIGHT STUD CONNECTOR



Buis Tube Ø	 F-ORFS	 M-MET-G		
6 mm	9/16"-18	M12x1,5		9030-04M12
10 mm	11/16"-16	M14x1,5		9030-06M14
12 mm	13/16"-16	M18x1,5		9030-08M18
16 mm	1"-14	M22x1,5		9030-10M22
20 mm	1.3/16"-12	M27x2		9030-12M27
25 mm	1.7/16"-12	M33x2		9030-16M33
30 mm	1.11/16"-12	M42x2		9030-20M42
38 mm	2"-12	M48x2		9030-24M48